

Printful Size Guides

Product measurements

Measurements are provided by our suppliers. Product measurements may vary by up to 2" (5 cm).

Pro tip! Measure one of your products at home and compare with the measurements you see in this guide.


Relaxed T-shirt

Size chart			
Inches	Centimeters		
SIZE LABEL	LENGTH	WIDTH	SLEEVE LENGTH
S	25 1/4	18 1/2	7 3/4
M	26	20	8 1/4
L	26 3/4	22	8 3/4
XL	27 1/2	24	9 1/2
2XL	28 1/4	26	10 1/4
3XL	29	28	10 3/4

Measure yourself

Measurements are provided by suppliers.

Product measurements may vary by up to 2" (5 cm).



A Length
Place the end of the tape beside the collar at the top of the tee (Highest Point Shoulder). Pull the tape measure to the bottom of the shirt.

B Chest
Measure yourself around the fullest part of your chest. Keep the tape measure horizontal.

C Sleeve length
Place one end of the tape at the top of the set-in sleeve, then pull the tape down until you reach the hem of the sleeve.


Tri-Blend T-shirt

Size chart		
Inches	Centimeters	
SIZE LABEL	LENGTH	WIDTH
XS	27	16 1/2
S	28	18
M	29	20
L	30	22
XL	31	24
2XL	32	26
3XL	33	28
4XL	34	30

Measure yourself

Measurements are provided by suppliers.

Product measurements may vary by up to 2" (5 cm).



A Length
Place the end of the tape beside the collar at the top of the tee (Highest Point Shoulder). Pull the tape measure to the bottom of the shirt.

B Chest
Measure yourself around the fullest part of your chest. Keep the tape measure horizontal.

Product measurements may vary by up to 2" (5 cm).

Long Sleeve T


Size chart

	Inches	Centimeters		
SIZE LABEL	LENGTH	WIDTH	SLEEVE LENGTH	
XS	27	16 1/2	25	
S	28	18	25 5/8	
M	29	20	26 1/4	
L	30	22	26 7/8	
XL	31	24	27 1/2	
2XL	32	26	28 1/8	

Product measurements may vary by up to 2" (5 cm).

Measure yourself

Measurements are provided by suppliers.
 Product measurements may vary by up to 2" (5 cm).



A Length
 Place the end of the tape beside the collar at the top of the tee (Highest Point Shoulder). Pull the tape measure to the bottom of the shirt.

B Chest
 Measure yourself around the fullest part of your chest. Keep the tape measure horizontal.

C Sleeve length
 Place one end of the tape at the top of the set-in sleeve, then pull the tape down until you reach the hem of the sleeve.

Hoodie


Size chart

	Inches	Centimeters		
SIZE LABEL	LENGTH	WIDTH	SLEEVE LENGTH	
S	27	20	33 1/2	
M	28	22	34 1/2	
L	29	24	35 1/2	
XL	30	26	36 1/2	
2XL	31	28	37 1/2	
3XL	32	30	38 1/2	
4XL	33	32	39 1/2	
5XL	34	34	40 1/2	

Product measurements may vary by up to 2" (5 cm).

Measure yourself

Measurements are provided by suppliers.
 Product measurements may vary by up to 2" (5 cm).



A Length
 Place the end of a measuring tape beside the collar at the top of the garment (high point shoulder). Pull the tape to the bottom of the item.

B Chest
 Measure yourself around the fullest part of your chest. Keep the measuring tape horizontal.

C Sleeve length
 Place the end of a measuring tape at the center back of the collar, then pull the tape along the top seam of the sleeve. When you get to the shoulder hold the tape in place at the shoulder and continue to pull down the sleeve until you reach the hem of the sleeve.